ENG CRANES

ETT 145
10t

CE EN14439-C25

ENG CRANES

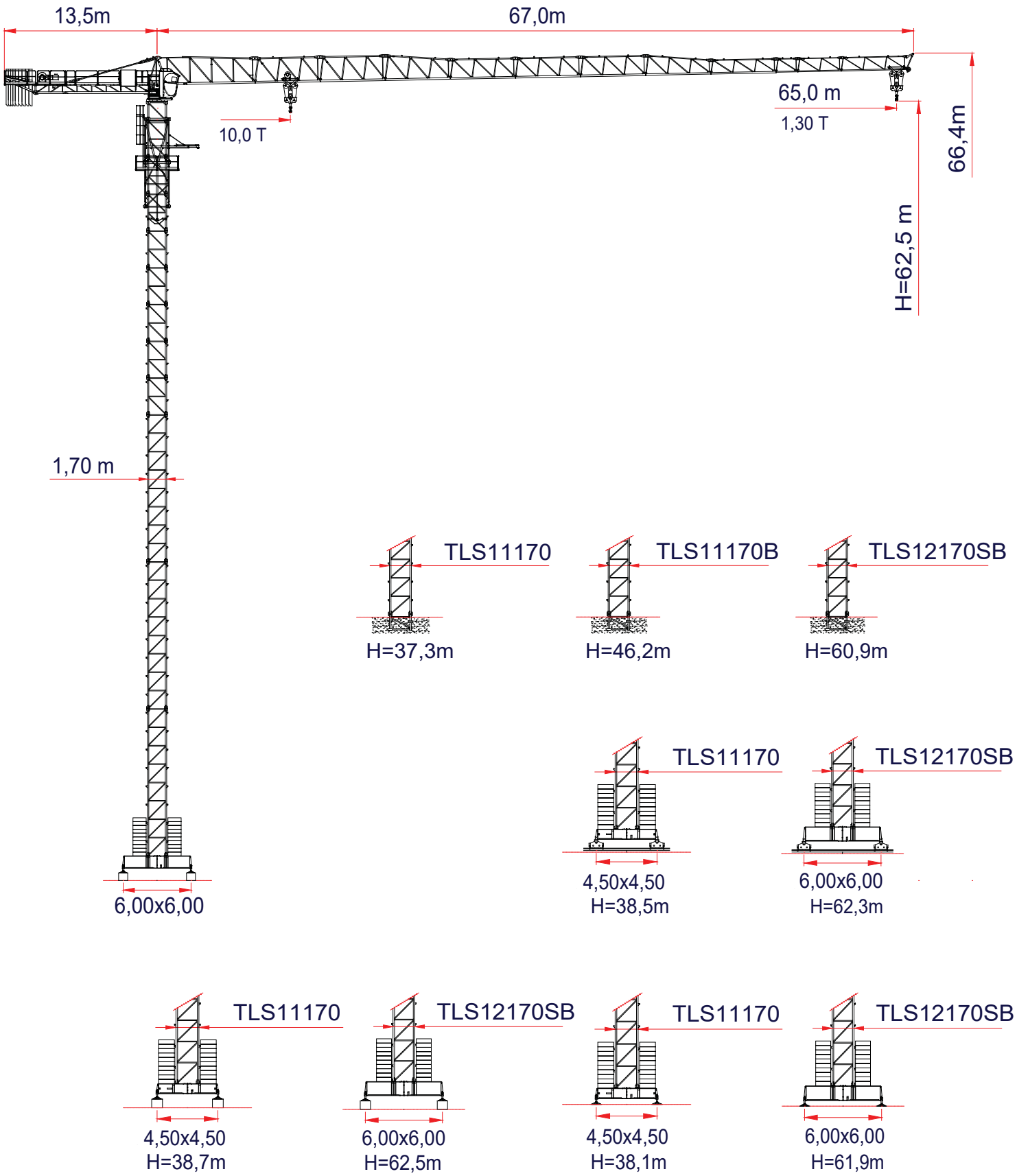

FLAT TOP CRANE
GRU SENZA CUSPIDE
GRUES SANS POICONS
KRAN OHNE TURMSPITZE

		Speed - Velocità - Vitesse - Geschwindigkeit	Power - Potenza - Puissance - Leistung
Slewing Rotazione Orientation Schwenken		0 → 0,70 r.p.m.	2 x 55 Nm
Trolley Carrello Chariot Katzfahren		0 → 82,0 m/min	1 x 5,5 KW
Rail Traslazione Translation Kranfahren		0 → 19,0 m/min	4 x 4,0 kW

Type Tipo Tipe Type 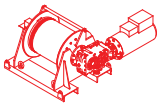	Power - Potenza Puissance - Leistung		Rope - Fune Cable - Seil	
	hp - CV PS - ch	kW	m	
50-VF1035	50	37	337	
Layer - Strati Couches - Lagen	N. 6			
Step - Marcia Vitesse - Gang	kg	m/min	kg	m/min
1	5000	7,0	10000	4,0
2	5000	21,0	10000	11,0
3	5000	35,0	10000	18,0
4	3160	56,0	6280	28,0
5	2490	71,0	5000	35,0
6	1630	85,0	3340	42,0
Maximum height - Massima altezza - Hauteur maximale - Maximale Höhe	163 m		79 m	

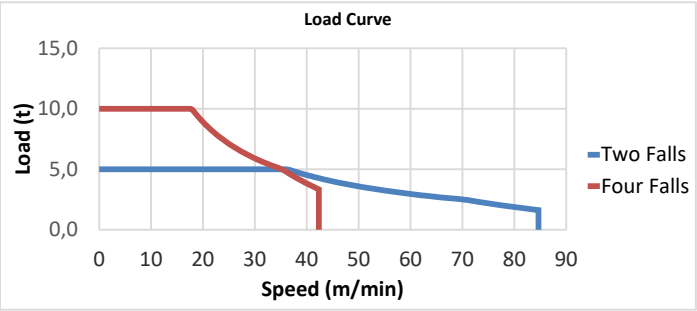

TOTAL INSTALLED POWER FORZA MOTRICE TOTALE PUISSANCE TOTALE DES MOTEURS GESAMT-MOTORENLEISTUNG	37 kW (50 hp) 61 kW

ENG CRANES

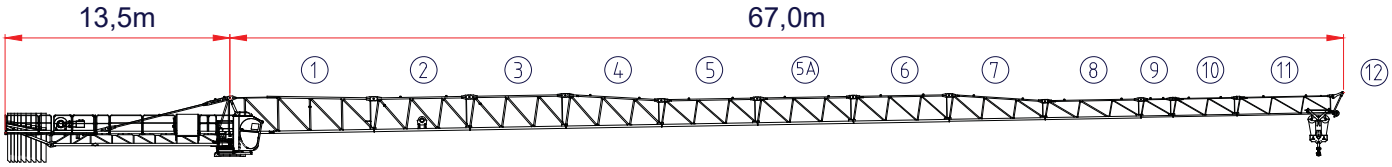

				JIB (m)	12	16	20	25	31	36	42	48	50	54	60	65
5 t	STD (m)	27,2	STD (t)	5,0	5,0	5,0	4,2	3,3	2,7	2,2	1,8	1,7	1,5	1,3	1,2
	L.I.S. (m)	29,2	L.I.S. (t)	5,0	5,0	5,0	4,5	3,5	2,9	2,3	2,0	1,9	1,7	1,4	1,3
				JIB (m)	12	16	20	25	31	36	42	48	50	54	60	65
10 t	STD (m)	11,2	STD (t)	9,2	6,6	5,0	3,8	2,9	2,4	2,0	1,6	1,5	1,4	1,1	1,0
	L.I.S. (m)	11,8	L.I.S. (t)	9,8	7,0	5,4	4,1	3,2	2,6	2,1	1,8	1,7	1,5	1,3	1,1

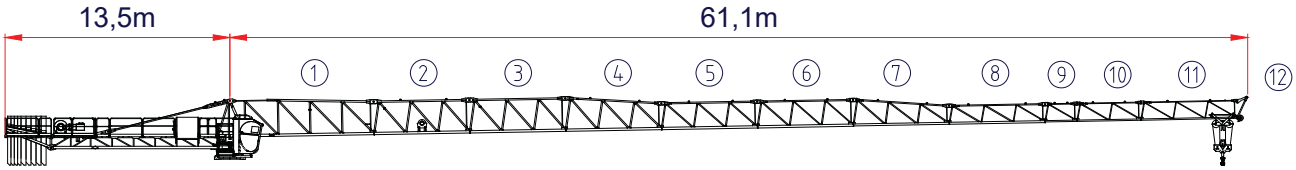

				JIB (m)	12	16	20	25	31	36	42	48	50	54	60
5 t	STD (m)	31,1	STD (t)	5,0	5,0	5,0	5,0	3,8	3,2	2,6	2,2	2,1	1,9	1,6
	L.I.S. (m)	33,5	L.I.S. (t)	5,0	5,0	5,0	5,0	4,1	3,5	2,8	2,4	2,3	2,0	1,8
				JIB (m)	12	16	20	25	31	36	42	48	50	54	60
10 t	STD (m)	12,8	STD (t)	10,0	7,8	6,0	4,6	3,5	2,9	2,4	2,0	1,9	1,7	1,5
	L.I.S. (m)	13,7	L.I.S. (t)	10,0	8,3	6,4	5,0	3,8	3,2	2,6	2,2	2,1	1,9	1,6

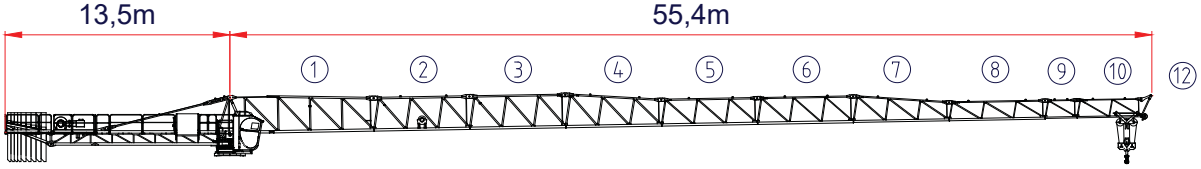

				JIB (m)	12	16	20	25	31	36	42	48	50	54
5 t	STD (m)	33,8	STD (t)	5,0	5,0	5,0	5,0	4,2	3,5	2,9	2,4	2,3	2,1
	L.I.S. (m)	36,6	L.I.S. (t)	5,0	5,0	5,0	5,0	4,5	3,8	3,1	2,6	2,5	2,3
				JIB (m)	12	16	20	25	31	36	42	48	50	54
10 t	STD (m)	13,9	STD (t)	10,0	8,5	6,6	5,0	3,9	3,2	2,7	2,2	2,1	1,9
	L.I.S. (m)	14,6	L.I.S. (t)	10,0	9,0	7,0	5,4	4,2	3,5	2,9	2,4	2,3	2,1

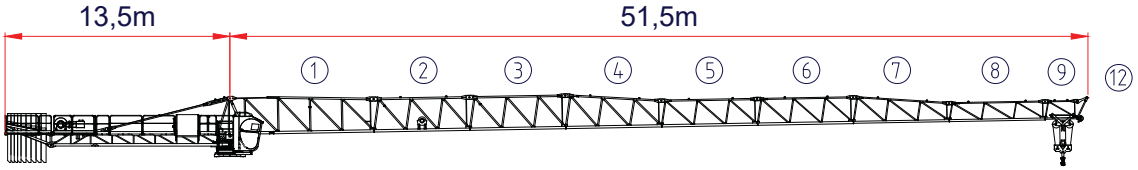

				JIB (m)	12	16	20	25	31	36	42	48	50
5 t	STD (m)	36,2	STD (t)	5,0	5,0	5,0	5,0	4,4	3,7	3,1	2,6	2,5
	L.I.S. (m)	39,3	L.I.S. (t)	5,0	5,0	5,0	5,0	4,9	4,1	3,4	2,8	2,7
				JIB (m)	12	16	20	25	31	36	42	48	50
10 t	STD (m)	14,7	STD (t)	10,0	9,1	7,0	5,4	4,2	3,5	2,9	2,4	2,3
	L.I.S. (m)	15,6	L.I.S. (t)	10,0	9,7	7,5	5,8	4,5	3,8	3,1	2,6	2,5

L.I.S.= Load Increase System
All intermediate loads can be increased till a maximum of 10% if the crane is equipped with L.I.S.
Con il sistema L.I.S. tutte le portate intermedie possono essere aumentate fino ad un massimo del 10%
Toutes les charges intermédiaires peuvent être augmentés jusqu'à un maximum de 10% si la grue est équipé avec L.I.S.
Alle zwischenlasten erhöht werden kann bis maximal 10%, wenn der kran mit L.I.S.

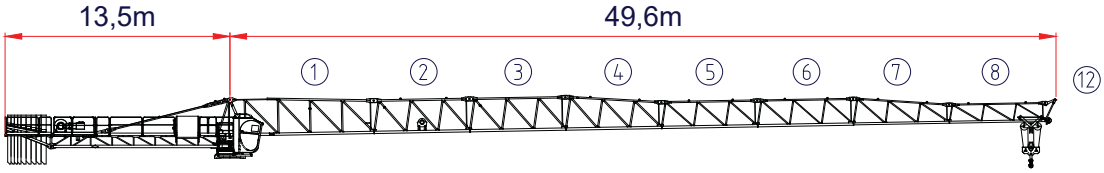

			JIB (m)	12	16	20	25	31	36	42	48
5 t	STD (m)	37,0	STD (t)	5,0	5,0	5,0	5,0	4,6	3,8	3,1	2,7
	L.I.S. (m)	40,9	L.I.S. (t)	5,0	5,0	5,0	5,0	4,9	4,1	3,4	2,9
				12	16	20	25	31	36	42	48
10 t	STD (m)	15,0	STD (t)	10,0	9,3	7,2	5,6	4,3	3,6	3,0	2,5
	L.I.S. (m)	16,1	L.I.S. (t)	10,0	10,0	7,8	6,1	4,7	3,9	3,3	2,8

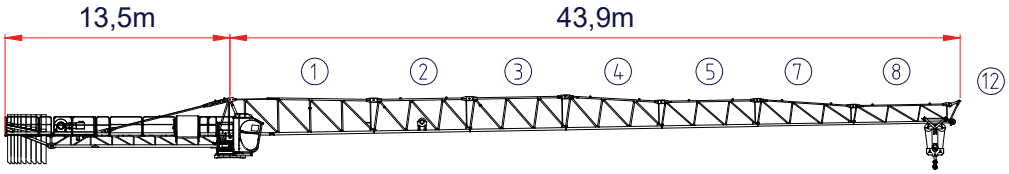

			JIB (m)	12	16	20	25	31	36	42
5 t	STD (m)	38,2	STD (t)	5,0	5,0	5,0	5,0	4,7	3,9	3,3
	L.I.S. (m)	41,5	L.I.S. (t)	5,0	5,0	5,0	5,0	5,0	4,3	3,6
			JIB (m)	12	16	20	25	31	36	42
10 t	STD (m)	15,5	STD (t)	10,0	9,7	7,5	5,8	4,5	3,8	3,1
	L.I.S. (m)	16,7	L.I.S. (t)	10,0	10,0	8,1	6,3	4,9	4,1	3,4

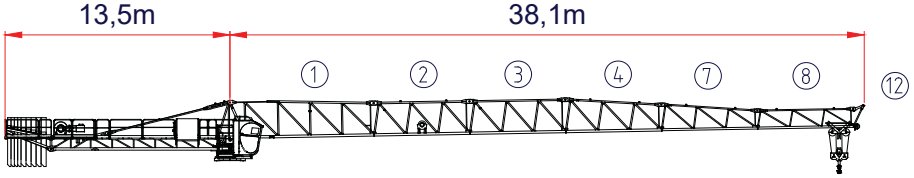

			JIB (m)	12	16	20	25	31	36
5 t	STD (m)	38,8	STD (t)	5,0	5,0	5,0	5,0	5,0	4,2
	L.I.S. (m)	42,2	L.I.S. (t)	5,0	5,0	5,0	5,0	5,0	4,6
			JIB (m)	12	16	20	25	31	36
10 t	STD (m)	16,3	STD (t)	10,0	10,0	7,9	6,2	4,8	4,0
	L.I.S. (m)	17,6	L.I.S. (t)	10,0	10,0	8,7	6,7	5,2	4,4

Q.ty Q.tà Q.tè Anz.	Description Descizione Description Beschreibung	Sketch Figura Esquisse Skizze	Length Lunghezza Longueur Länge [L]	Width Larghezza Largeur Breite [B]	Height Altezza Hauteur Höhe [H]	Single Weight Peso Unitario Poids individuels Einzelgewichte
Jib/Braccio/Flèche/Ausleger			[m]	[m]	[m]	[t]
1	Jib section / Elemento Braccio / Element de Flèche / Ausleger-Zwischenstuck 1	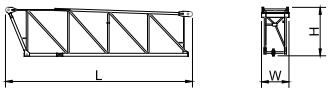	8,96	1,25	2,28	2,10
1	Jib section / Elemento Braccio / Element de Flèche / Ausleger-Zwischenstuck 2	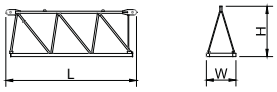	6,14	1,20	2,11	1,30
1	Jib section / Elemento Braccio / Element de Flèche / Ausleger-Zwischenstuck 3	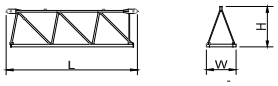	6,10	1,20	2,09	0,95
1	Jib section / Elemento Braccio / Element de Flèche / Ausleger-Zwischenstuck 4	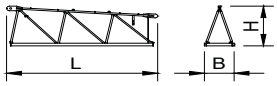	6,10	1,20	2,09	0,80
1	Jib section / Elemento Braccio / Element de Flèche / Ausleger-Zwischenstuck 5	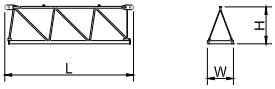	6,10	1,20	1,68	0,70
1	Jib section / Elemento Braccio / Element de Flèche / Ausleger-Zwischenstuck 5A	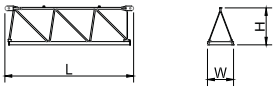	6,10	1,30	1,68	0,67
1	Jib section / Elemento Braccio / Element de Flèche / Ausleger-Zwischenstuck 6	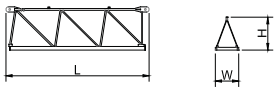	6,04	1,20	1,66	0,58
1	Jib section / Elemento Braccio / Element de Flèche / Ausleger-Zwischenstuck 7	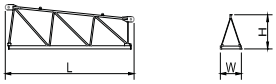	6,03	1,20	1,62	0,60
1	Jib section / Elemento Braccio / Element de Flèche / Ausleger-Zwischenstuck 8	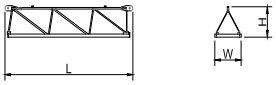	6,10	1,30	1,21	0,52
1	Jib section / Elemento Braccio / Element de Flèche / Ausleger-Zwischenstuck 9		2,13	1,20	1,18	0,17
1	Jib section / Elemento Braccio / Element de Flèche / Ausleger-Zwischenstuck 10	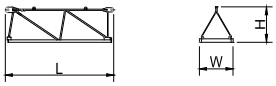	4,02	1,20	1,18	0,24

Q.ty Q.tà Q.tè Anz.	Description Descizione Description Beschreibung	Sketch Figura Esquisse Skizze	Length Lunghezza Longueur Länge [L]	Width Larghezza Largeur Breite [B]	Height Altezza Hauteur Höhe [H]	Single Weight Peso Unitario Poids individuels Einzelgewichte
Braccio/Jib/Flèche/Ausleger			[m]	[m]	[m]	[t]
1	Jib section / Elemento Braccio / Element de Flèche / Ausleger-Zwischenstuck 11	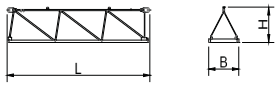	5,92	1,20	1,16	0,31
1	Tip Puntale Pointe de flèche Ausleger Kopfstuck	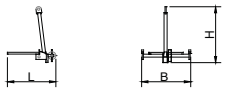	0,77	1,20	1,31	0,12
Counter-jib/Controbraccio/ Contre-flèche/Gegenausleger			[m]	[m]	[m]	[t]
1	Turntable, Counterjib, Hoisting winch, Trolley jib, Electrical box Girevole, Controfreccia, Argano di sollevamento, Quadro elettrico, Carrello freccia Plateforme tournante, Contreflèche, Treuil de lavage, Chariot de fleche, Armoire electrique Drehwerk, Gegenausleger, Hubwinde, Laufkatze, Schaltschrank	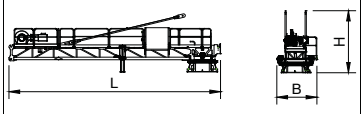	11,84	2,24	3,30	10,50
1	Turntable, Counterjib, Hoisting winch, Trolley jib, Electrical box, Balcony, Cabin, Element for counterweights Girevole, Controfreccia, Argano di sollevamento, Quadro elettrico, Carrello freccia, Ballatoio, Cabina, Portablocchi Plateforme tournante, Contreflèche, Treuil de lavage, Chariot de fleche, Armoire electrique, Cabine, Element terminal Drehwerk, Gegenausleger, Hubwinde, Laufkatze, Schaltschrank, Kabine Kabinepodet, Gegenwichtelement	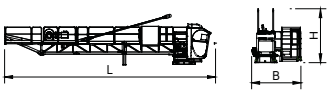	15,80	3,70	3,30	12,20
1	Access Balcony, Cabin Ballatoio e Cabina Porte Cabine Wartung Plattform	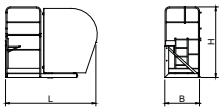	2,60	1,62	2,16	0,98
Tower /Torre/Mât/Turm			[m]	[m]	[m]	[t]
1	Jacking Element Telaio di Spinta Elément de levage Hubelement	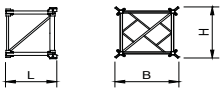	1,55	1,95	1,95	0,77
1	Tower section / Elemento Torre / Elément de Mât / Turmstück 170HC.1180	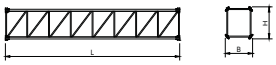	11,80	1,85	1,85	3,49

Q.ty Q.tà Q.tè Anz.	Description Descizione Description Beschreibung	Sketch Figura Esquisse Skizze	Length Lunghezza Longueur Länge [L]	Width Larghezza Largeur Breite [B]	Height Altezza Hauteur Höhe [H]	Single Weight Peso Unitario Poids individuels Einzelgewichte
Tower /Torre/Mât/Turm			[m]	[m]	[m]	[t]
1	Tower section / Elemento Torre / Elément de Mât / Turmstück 170HCB.1180	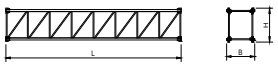	11,80	1,89	1,89	4,50
1	Tower section / Elemento Torre / Elément de Mât / Turmstück 170HCSB.1180	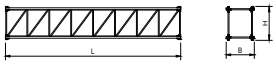	11,80	1,89	1,89	5,30
1	Tower section / Elemento Torre / Elément de Mât / Turmstück 170HC.0590	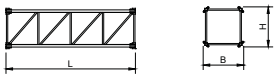	5,90	1,85	1,85	1,83
1	Tower section / Elemento Torre / Elément de Mât / Turmstück 170HC.0295	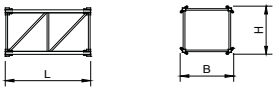	2,95	1,85	1,85	1,03
1	Climbing Cage Gabbia di Montaggio Cage de montage Hydraulikbühne (Transportation)	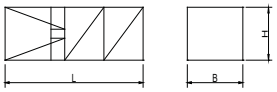	7,16 (7,16)	2,53 (2,53)	2,39 (0,90)	4,20 (4,20)
1	Expendable Foundation Element Tronchetto di Fondazione Elèment a Sceller Fundamentanker	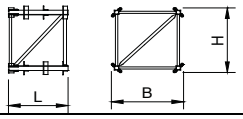	1,52	1,85	1,85	0,64
1	Expendable Foundation Element Tronchetto di Fondazione Elèment a Sceller Fundamentanker BOOSTER / SUPER BOOSTER	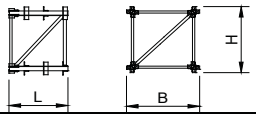	1,52	1,89	1,89	1,20
Base / Base/ Base / Bases 4,5x4,5 1,70HC			[m]	[m]	[m]	[t]
1	Base main beam Trave principale della crociera di base Poutre de chassis de base Hauptträger für Kreuzgelenk	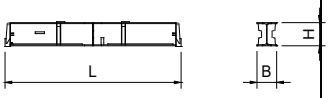	6,53	0,71	0,76	2,56
2	Half Base Beam Semitrave della Crociera di Base Semipoutre de chassis de base Halbträger für Kreuzgelenk	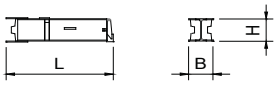	3,20	0,59	0,77	1,28
2	Driven Bogie Bilancino di Traslazione Folle Boggie Fou Fahrschemel ohne Motorantrieb	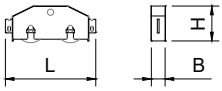	1,32	0,22	0,54	0,60
2	Driven Bogie Bilancino di Traslazione Motorizzato Boggie Motoriseè Fahrschemel mit Motorantrieb	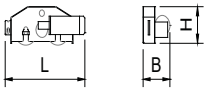	1,43	0,49	0,54	0,76

Q.ty Q.tà Q.tè Anz.	Description Descizione Description Beschreibung	Sketch Figura Esquisse Skizze	Length Lunghezza Longueur Länge [L]	Width Larghezza Largeur Breite [B]	Height Altezza Hauteur Höhe [H]	Single Weight Peso Unitario Poids individuels Einzelgewichte
Base / Base/ Base / Bases 4,5x4,5 1,70HC			[m]	[m]	[m]	[t]
4	Concrete pad Blocco di appoggio Sabot en béton Betonfuss	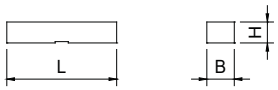	3,60	0,90	0,75	5,52
18	Base Ballast Zavorra di Base Lest de Base Gründballast 3809	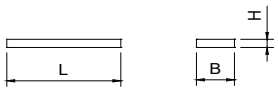	3,60	1,20	0,30	3,81
Base / Base/ Base / Bases 6x6 1,70HC			[m]	[m]	[m]	[t]
1	Base main beam Trave principale della crociera di base Poutre de chassis de base Hauptträger für Kreuzgelenk	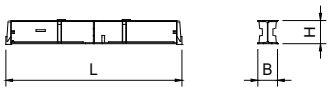	8,64	0,78	1,07	4,75
2	Half Base Beam Semitrave della Crociera di Base Semipoutre de chassis de base Halbträger für Kreuzgelenk	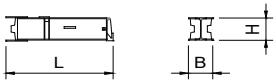	4,32	0,68	1,07	2,37
2	Driven Bogie Bilancino di Traslazione Folle Boggie Fou Fahrschemel ohne Motorantrieb	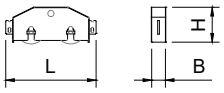	1,32	0,22	0,54	0,60
2	Driven Bogie Bilancino di Traslazione Motorizzato Boggie Motoriseè Fahrschemel mit Motorantrieb	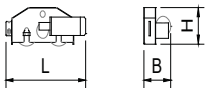	1,43	0,49	0,54	0,76
4	Concrete pad Blocco di appoggio Sabot en béton Betonfuss	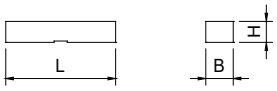	3,60	0,90	0,75	5,52
26	Base Ballast Zavorra di Base Lest de Base Gründballast 3809	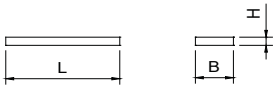	3,60	1,20	0,30	3,81
Counter-jib Ballast / Zavorra di Controfreccia / Lest de Contre-flèche/Gegenausleger Ballast			[m]	[m]	[m]	[t]
5	Counter-jib Ballast / Zavorra di Controfreccia / Lest de Contre-flèche / Gegenausleger Ballast A2200	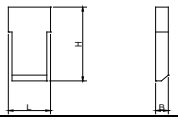	1,30	0,30	2,92	2,20
4	Counter-jib Ballast / Zavorra di Controfreccia / Lest de Contre-flèche / Gegenausleger Ballast B1480	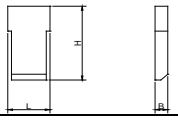	1,30	0,20	2,92	1,48

EXTERNAL CLIMBING
A SOPRALZO IDRAULICO
TELESCOPABLE
KLETTERKRANE

TLS11170	
(m)	
H1	50,4
H2	20,7
H3	20,7
H4	20,7
H5	20,7
H6	20,7
HS	29,5
H.U.H	184,7

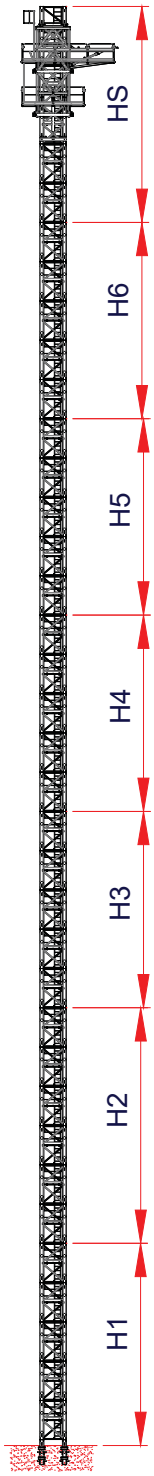

Other Configuration Available
Altre Configurazioni Disponibili
Autres configurations Disponibles
Andere Konfigurationen Verfügbar

OTHER INSTALLATION
ALTRE INSTALLAZIONI
AUTRES INSTALLATIONS
SONSTIGE ANLAGEN

INTERNAL CLIMBING
RAMPANTE
TELESCOPABLE SUR DALLES
KLETTERKRANE IN GEBAUDE

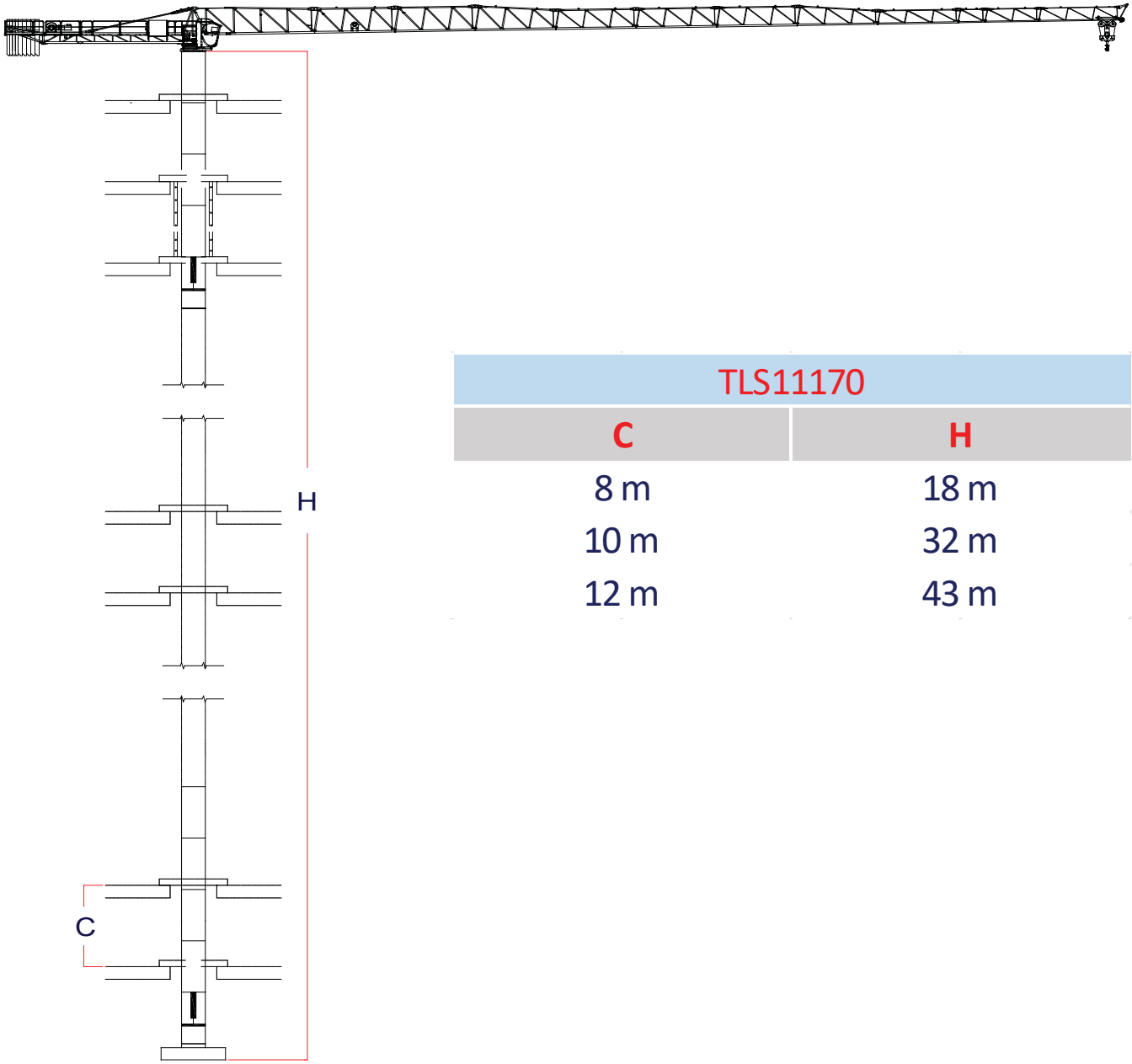

TLS11170	
C	H
8 m	18 m
10 m	32 m
12 m	43 m

Other Configuration Available
Altre Configurazioni Disponibili
Autres configurations Disponibles
Andere Konfigurationen Verfügbar

OTHER INSTALLATION
ALTRE INSTALLAZIONI
AUTRES INSTALLATIONS
SONSTIGE ANLAGEN

Italy
42024 Castelnovo di Sotto - RE -
Via Limido 1/E

INFO +39.0522.1495518
FAX +39.0522.1495601

PROJECT +39.0522.1495518

@ commerciale@engcranes.com
www.engcranes.com

Specifications and data not binding subject to modification without notice
Dati illustrativi non impegnativi con riserva di modifica senza preavviso
Données techniques seulement indicatives modifications réservées sans préavis
Angaben und Beschreib ungunverbindlich andreungen vorbehalten ohne weitere mitteilung.

Edition 2016 - Rev.00